


























Legend

	Parcel		Medium Density Residential (R-2)
	Lake		Multi-Family Residential (R-3)
			Multi-Family PUD (R-3 PUD)
			Mobile Home District (R-4)
			Industrial (I-1)
			Commercial Service (C-1)
			General Commercial (C-2)
			C-2 PUD
			L Village of Lamont
			

Zoning Class and Code

	Rural Preserve PUD (RP PUD)
	Agricultural (A)
	Clustered Residential (PUD C)
	Rural Preserve (RP)
	Single Family Residential (R-1)
	Planned Unit Development (PUD)